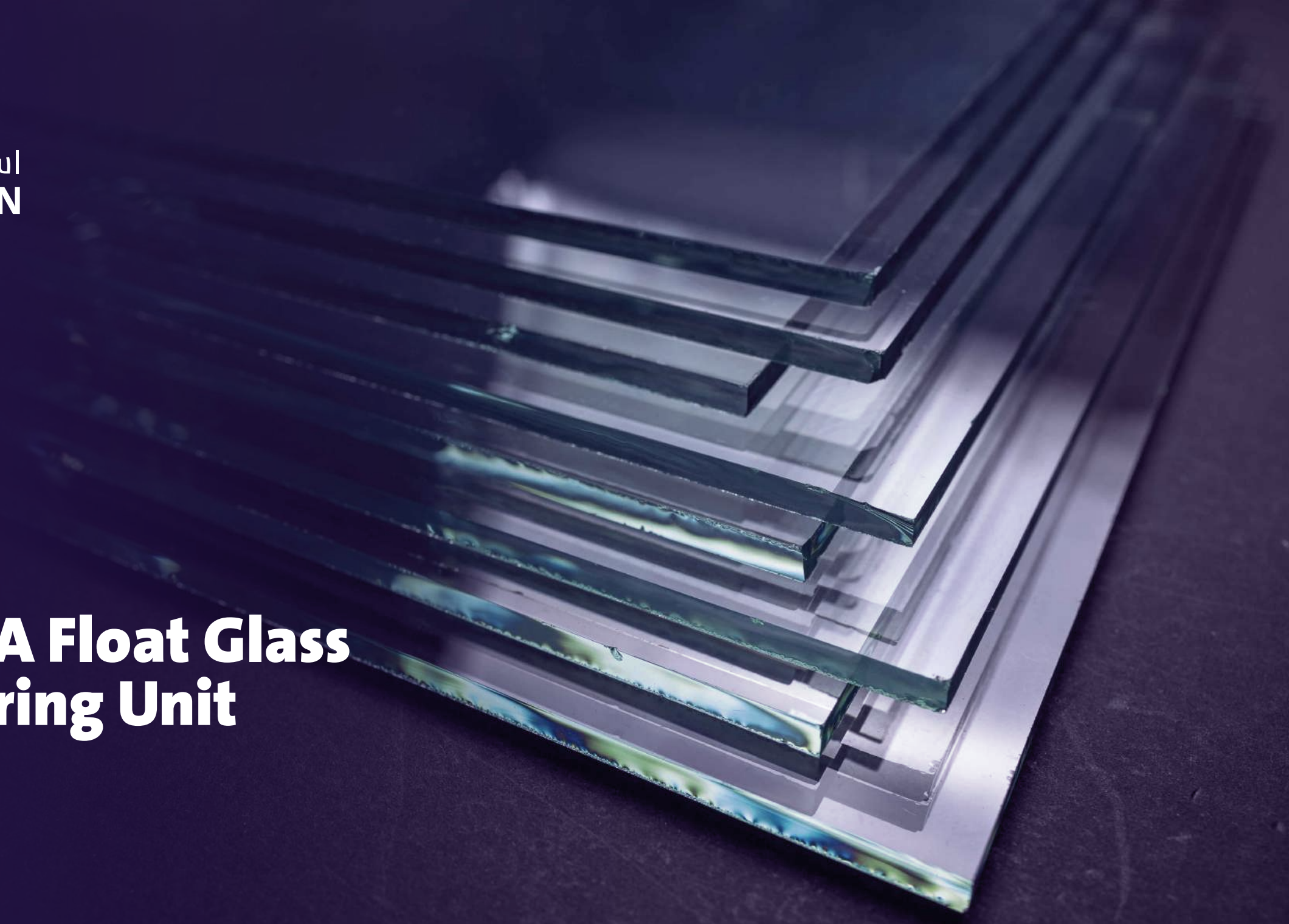




استثمر في عُمان
Invest OMAN

Setting Up A Float Glass Manufacturing Unit





استثمر في عُمان
Invest OMAN

WHY OMAN



100% Ownership



Up to 10 Years Investor Residency



30 Years Tax Exemption



4th globally in quality of life index



No minimum capital



Market Access



Long Usufruct agreement



Free Trade Agreements with: USA, Singapore,
South Korea & European Union



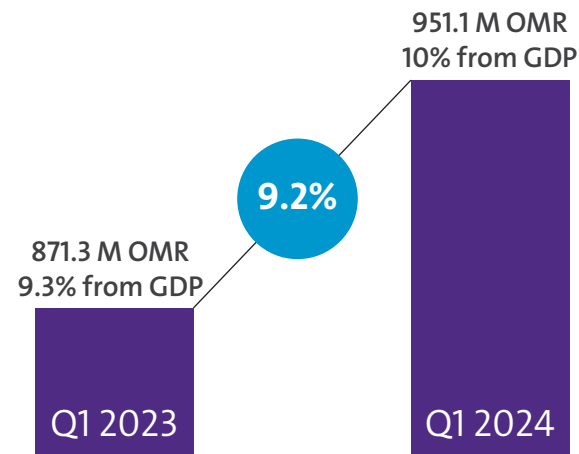
استثمر في عُمان
Invest OMAN

MOODY'S
Ba1
Stable outlook

**STANDARD
& POOR'S**
BB+
Positive outlook

FitchRatings
BB+
Stable outlook

Sector Overview



*Output of manufacturing industries statistics by (NCSI, June 2024)

Overview Of The construction Sector in Oman

- The Oman Construction Market size is estimated at USD 6.82 billion in 2024, and is expected to reach USD 8.02 billion by 2029, growing at a CAGR of 3.30% during the forecast period (2024-2029).

The key inferences with respect to the sector performance:

- The increase in the level of employment, value of fixed assets and output indicate a high growth in the sector performance.
- The labour efficiency and the capital efficiency have also increased, indicating change in technology improvements in the sector.

Market Attractiveness

Global Market +4.9%

CAGR (2024-2032) in the float glass market.

USD 121.56 Billion

The global float glass market size value in 2023

Governments and players involvement

Active governments in the market of float glass unit.



The key market players in the of float glass unit



Overview Opportunity

Description


Setting up a plant to make Float glass & surface ground/polished glass sheets for the construction and building retail sectors.

Rationale

- Oman's glass exports are set to hit \$64 million in 2026.
- Glass imports to Oman are forecast to reach \$116 million by 2026.
- CAGR expected to grow in 2023- 2031 by 4.6%

Types

- HS Code 70051000 - Float Glass & Surface Ground / Polished glass sheets
- HS Code; 70052100 Float Glass & Surface Ground / Polished glass sheets colored
- HS Code; 70052900 Float Glass & Surface Ground / Polished glass sheets whether or not absorbent



Key indicators

Total Investment Value

30.912 million OMR

IRR

14 %

Project Capacity

120,000 tons per annum

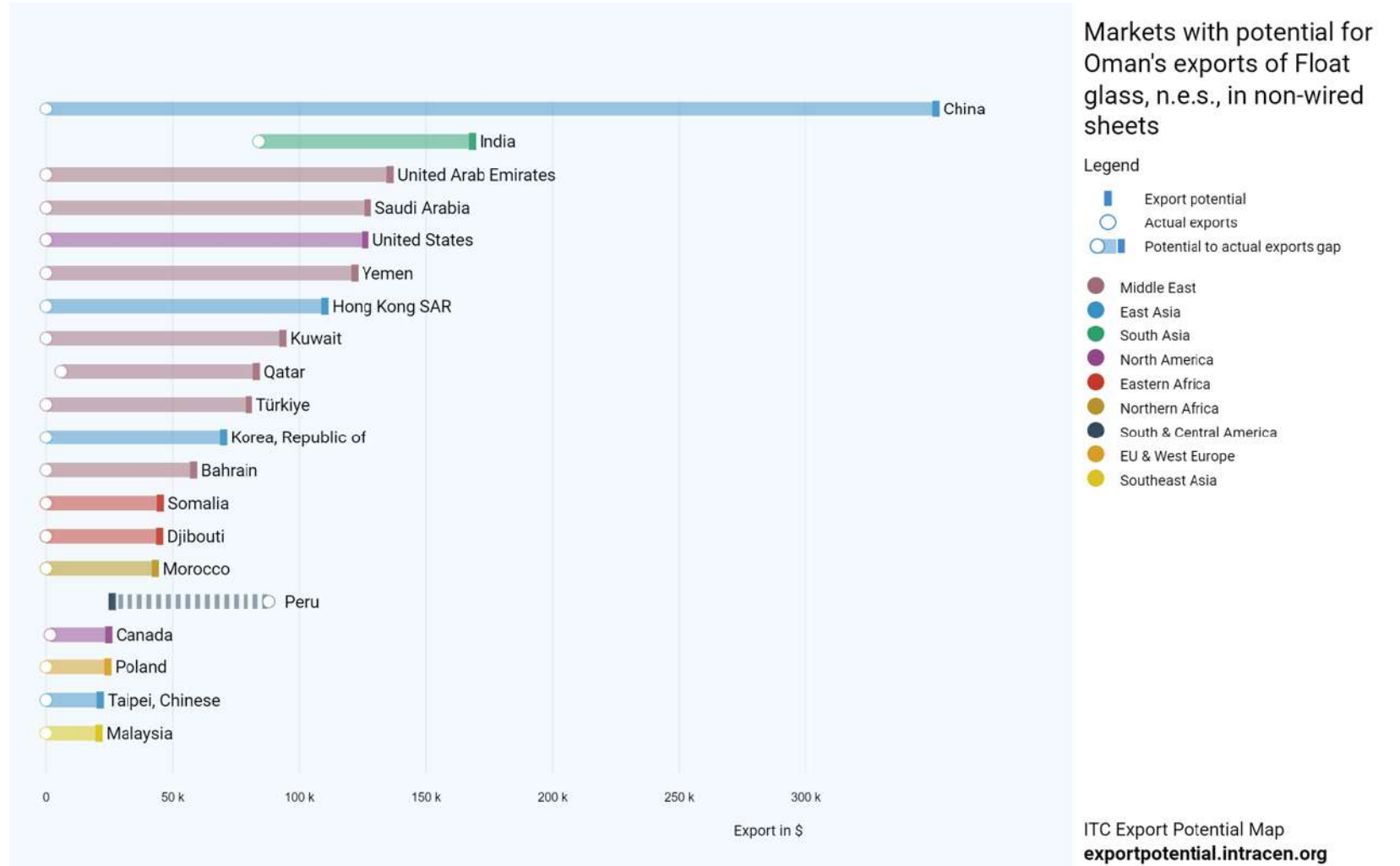
Land Availability

300,000 SQM

Demand Analysis

Key findings

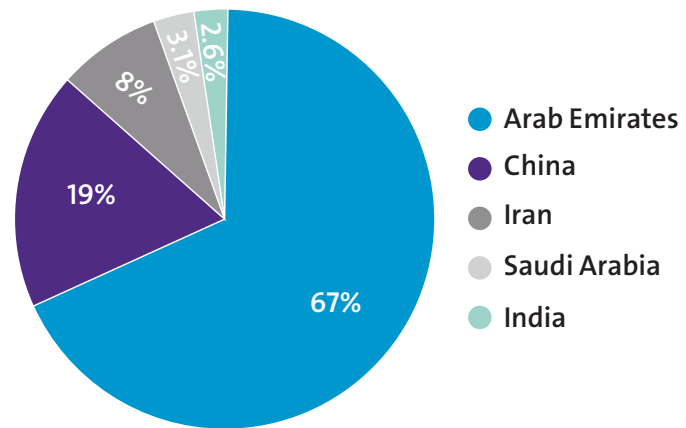
The markets with greatest potential for Oman's exports of 700529 Float glass, n.e.s., in non-wired sheets are China, India and United Arab Emirates. China shows the largest absolute difference between potential and actual exports in value terms, leaving room to realize additional exports worth \$348 k.



Demand Analysis



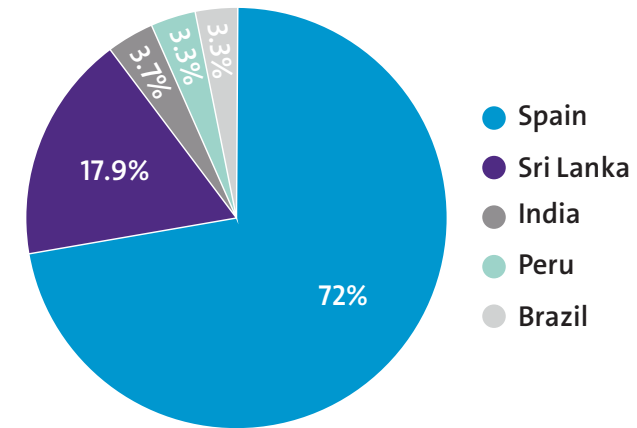
Oman Import Float Glass



In 2022, Oman imported \$27M in Float Glass, mainly from United Arab Emirates (\$18.9M), China (\$5.33M), Iran (\$1.65M), India (\$583k), and Saudi Arabia (\$329k).



Oman Export Float Glass



In 2022, Oman exported \$2.88M in Float Glass. The main destinations of Oman exports on Float Glass were Spain (\$2.32M), Sri Lanka (\$219k), Peru (\$150k), India (\$83.7k), and United Arab Emirates (\$71.6k).

Stakeholder's interaction and incentives

Sultanate of Oman

سلطنة عُمان

وزارة التجارة والصناعة وترويج الاستثمار

Ministry of Commerce, Industry & Investment Promotion

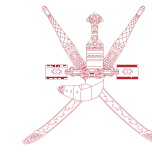


الهيئة العامة للمناطق الاقتصادية الخاصة والمناطق الحرة

Public Authority for Special Economic Zones and Free Zones

Sultanate of Oman

سلطنة عمان



مدائن
madayn



استثمر في عُمان
Invest OMAN



Contact Us

+968 8000 0222

Info@investoman.om