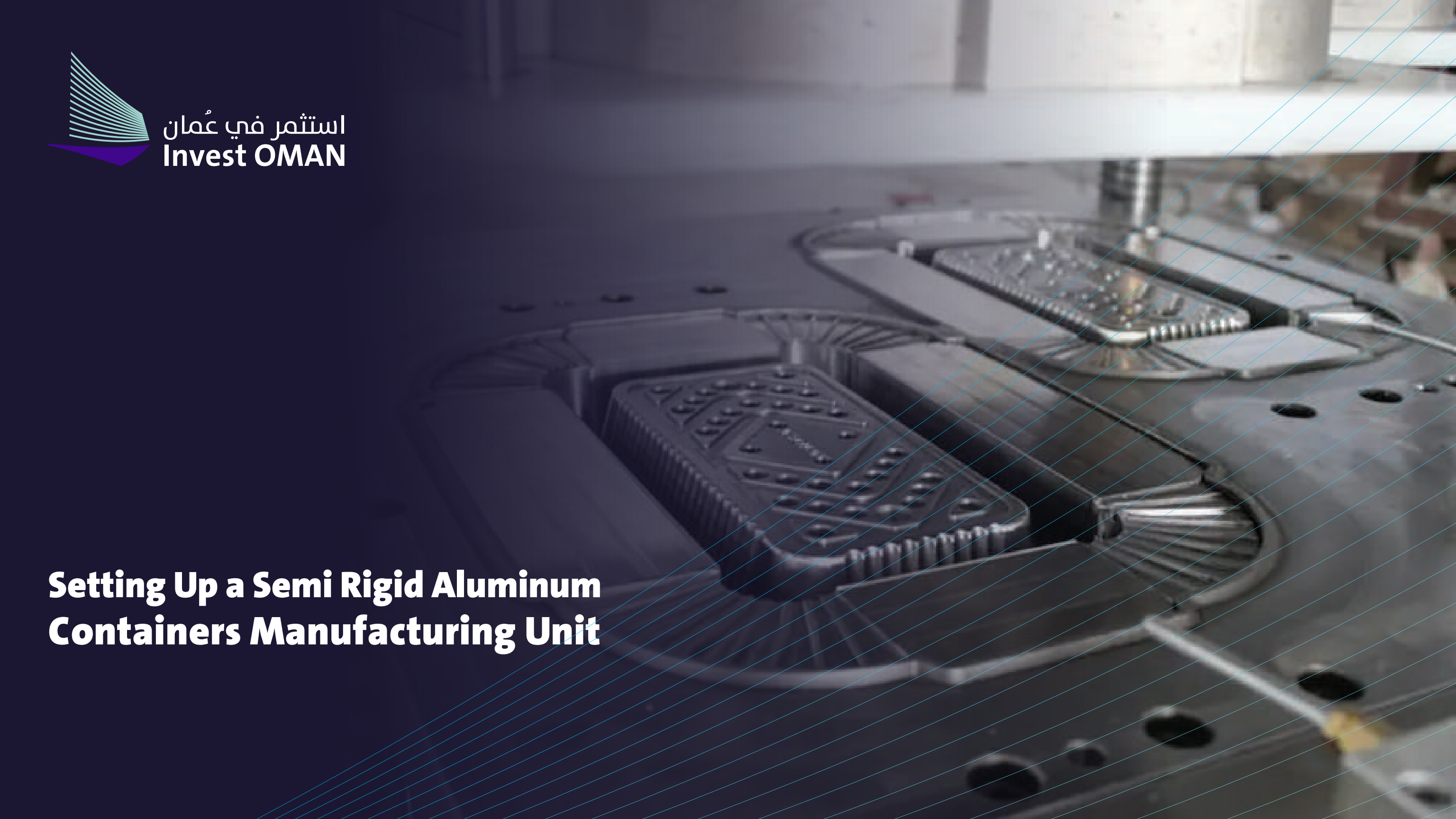


Setting Up a Semi Rigid Aluminum Containers Manufacturing Unit





استثمر في عُمان
Invest OMAN

WHY OMAN



100% Ownership



Up to 10 Years Investor Residency



30 Years Tax Exemption



4th globally in quality of life index



No minimum capital




Market Access



Long Usufruct agreement



Free Trade Agreements with: USA, Singapore,
South Korea & European Union



استثمر في عُمان
Invest OMAN

MOODY'S

Ba1

Stable outlook

**STANDARD
& POOR'S**

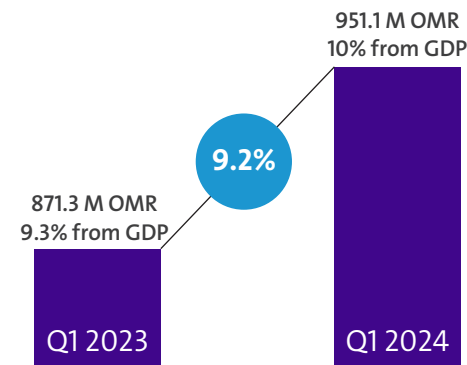
**BBB-
Stable**

Fitch Ratings

BB+

Stable outlook

Sector Overview



*Output of manufacturing industries statistics by (NCSI, June 2024)

Overview Of The Semi Rigid Aluminum Containers

In Oman, there are a few manufacturer of Semi Rigid Aluminium Containers.

The domestic production is estimated by the following method:

- The import of raw material i.e., under HS code 76151020 (Plates and Trays of Aluminium Sheets).

Even though few of manufacturer produces Aluminium strips and sheets, these end products are not converted to SRCs in Oman. Oman's SRC requirements are met through imports, mainly from UAE and Bahrain.

Market Attractiveness

Global Market

CAGR (2020-2027) the Aluminum foil

Containers Market **+5.4%**

Governments and players involvement:

- ▶ Governments active In exported the Aluminum foil containers market :



- ▶ The Key Market Players In the Aluminum foil containers market :



Novelis



Overview Opportunity

Description

This opportunity is a new manufacturing facility producing aluminum pre-formed, food grade, plates, trays & containers for retail and catering sectors.

Rationale

The growing demand for the products is few local manufacturer in the Sultanate. The demand is met by imports.

Types

SRC are manufactured under a wide range of specifications as per the requirements of the end users. SRC comes in various sizes, shapes and weight. The most preferred shape in the end-use segment is the Rectangular packs without partitions of different sizes and weights. The other types include: Round containers, Square, Triangular, Oval and Rectangular.



Key indicators

Total Investment Value

1.384 million OMR

IRR

15.00 %

Project Capacity

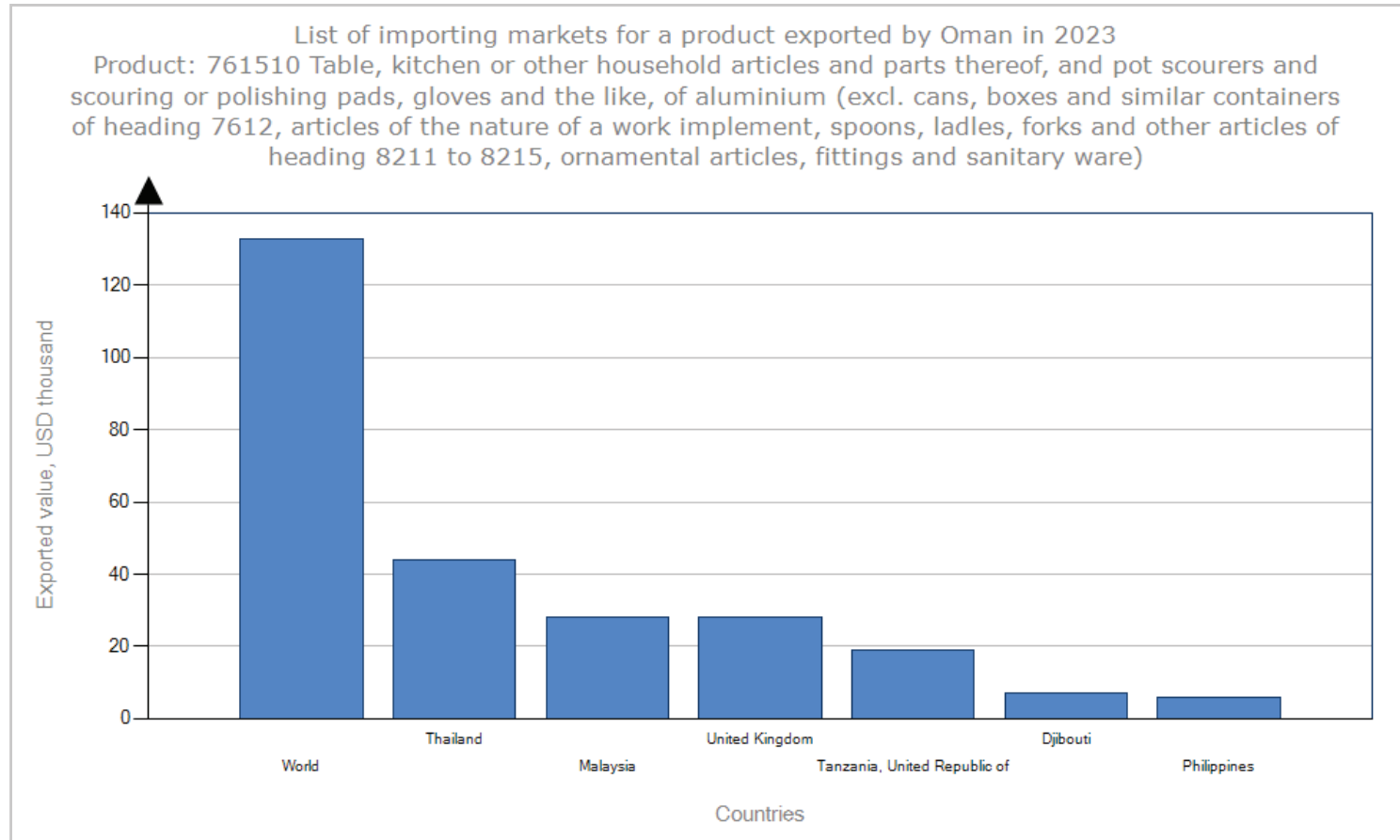
35 million pieces

Land Availability

4,000 SQM

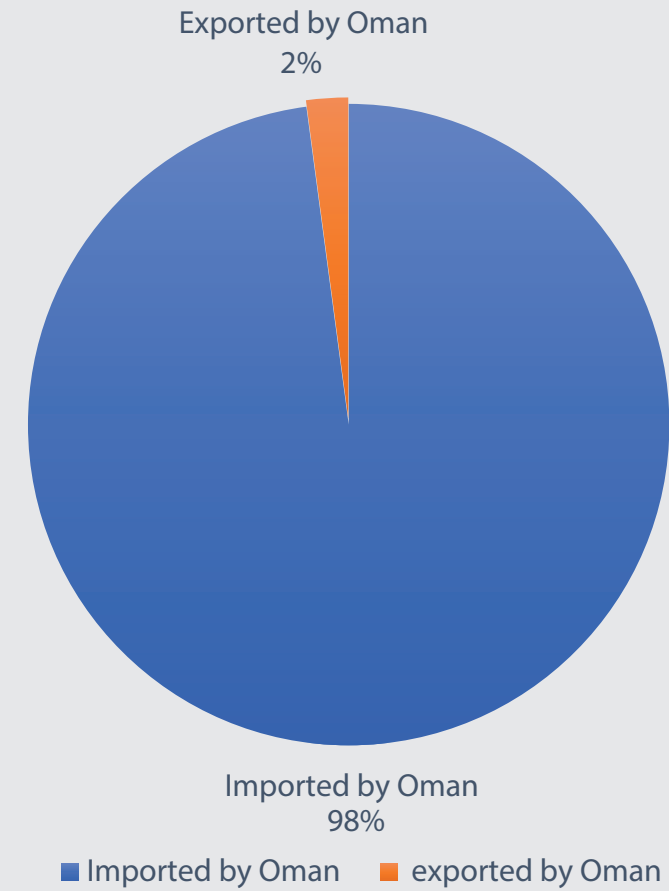


Demand Analysis



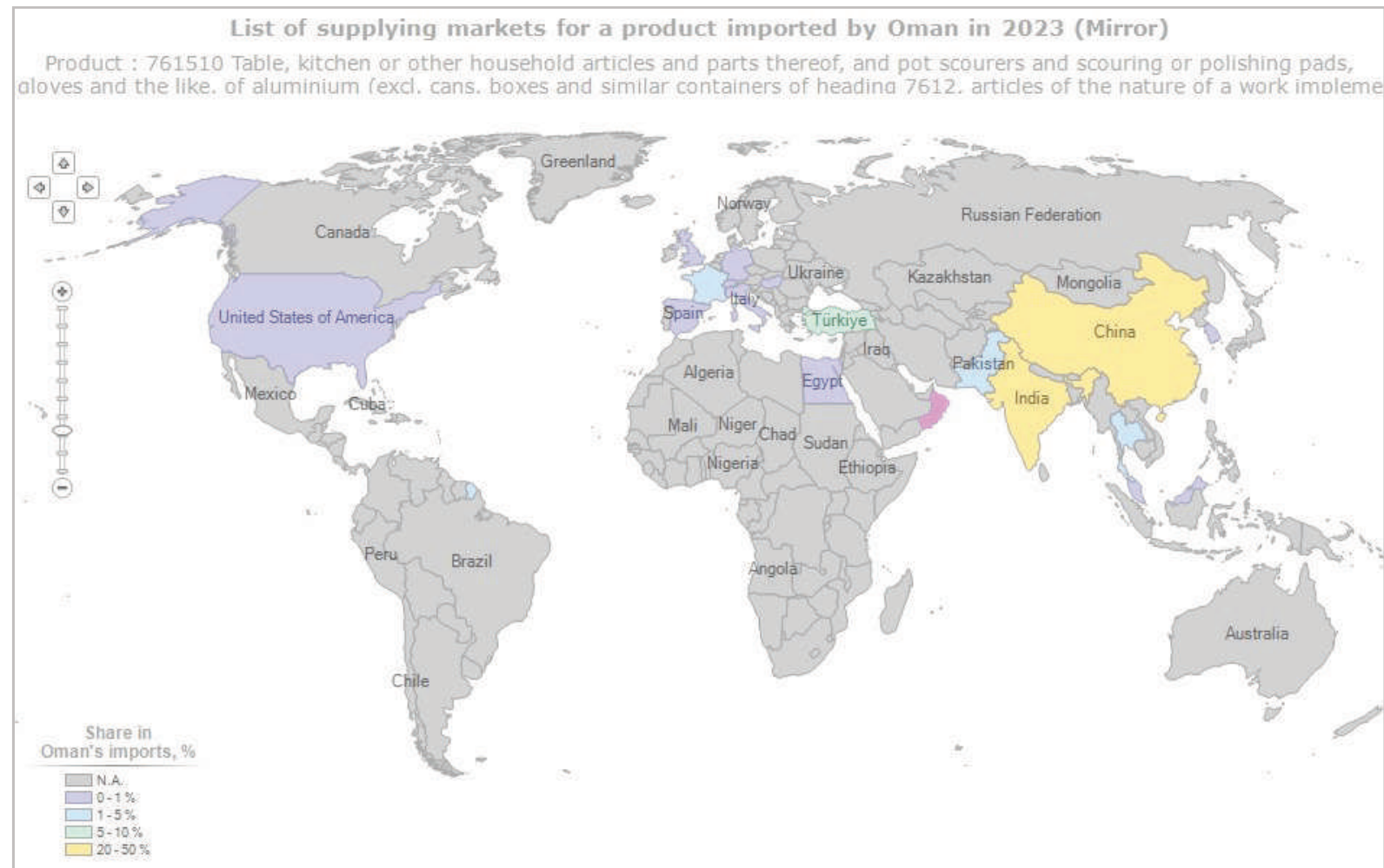
Importers	Value imported in 2023 (USD thousand)
Total	133
Thailand	44
Malaysia	28
United Kingdom	28
Tanzania, United Republic of	19
Djibouti	7
Philippines	6

Demand Analysis



Comparison between export and import to Oman (2023)

Demand Analysis



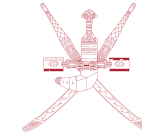
exporters	Value imported in 2023 (USD thousand)
Total	6,176
China	2,971
India	1,919
Türkiye	468
Pakistan	297
France	255
Thailand	125
Bahrain	52
Hungary	35
Italy	18

Stakeholder's interaction and incentives

Sultanate of Oman سلطنة عُمان
وزارة التجارة والصناعة وترويج الاستثمار
Ministry of Commerce, Industry & Investment Promotion




الهيئة العامة للمناطق الاقتصادية الخاصة والمناطق الحرة
Public Authority for Special Economic Zones and Free Zones
Sultanate of Oman سلطنة عُمان



مدائن
madayn





استثمر في عُمان
Invest OMAN



Contact Us

+968 8000 0222

Info@investoman.om